

DIRRPV

Indoor infrared perimeter sensor with curtain effect lens

[SMD] [100]
[48bit] [SPV] [AN]

Indoor infrared perimeter sensor with curtain effect lens. Using this sensor it's possible to obtain a narrow protection bunch for windows and doors, which can be left open.

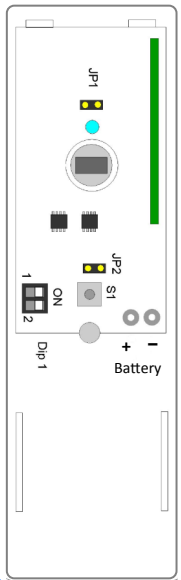
DIRRPV is an indoor infrared sensor, useful where a curtain effect protection is needed (see figures below). The bunch emitted is designed to capture every movement. It's possible to leave windows opened as long as there are no air flows and animals around.

The width of the protection bunch of DIRRPV is about 40 cm, at an height of nearly 2 m. Moreover, it can be set on the wall, in order to obtain a curtain effect protection, with a length of about 6 m (see figure 3).

LEARNING

1. Activate "radio zone learning" on control panel ("learning by tamper")
2. Connect the battery to the sensor and set **DIP1:1** to OFF (tamper enabled)
3. Without detection, press and hold the tamper switch (verify the control panel has stored the radio code)

Note: it is possible to learn the sensor with old "by detection" mode on devices not compatible with "by tamper" mode.



DIP SWITCH (DIP1)		Jumper		
1 TAMPER (S1)	2 SUPERVISION	JP1 LED	JP2 SENSITIVITY	
ON	TAMPER disabled	Superv. disabled	LED enabled	HIGH
OFF	TAMPER enabled	Superv. enabled	LED off	LOW

POWER 9 V alkaline battery
 ABSORPTION Stand-by < 15µA
 ALARM OUTPUTS 48 bit radio codes: alarm, tamper, supervision
 TAMPER On board
 SIGNALLINGS On board LED for detection alert. Excludable

DUEVI
YOUR SECURITY. OUR TECHNOLOGY
Manual v2.0
This manual can be subject to changes without advice

DIRRPV

Indoor infrared perimeter sensor with curtain effect lens

[SMD] [100]
[48bit] [SPV] [AN]

Indoor infrared perimeter sensor with curtain effect lens. Using this sensor it's possible to obtain a narrow protection bunch for windows and doors, which can be left open.

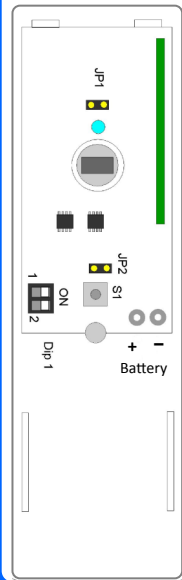
DIRRPV is an indoor infrared sensor, useful where a curtain effect protection is needed (see figures below). The bunch emitted is designed to capture every movement. It's possible to leave windows opened as long as there are no air flows and animals around.

The width of the protection bunch of DIRRPV is about 40 cm, at an height of nearly 2 m. Moreover, it can be set on the wall, in order to obtain a curtain effect protection, with a length of about 6 m (see figure 3).

LEARNING

1. Activate "radio zone learning" on control panel ("learning by tamper")
2. Connect the battery to the sensor and set **DIP1:1** to OFF (tamper enabled)
3. Without detection, press and hold the tamper switch (verify the control panel has stored the radio code)

Note: it is possible to learn the sensor with old "by detection" mode on devices not compatible with "by tamper" mode.



DIP SWITCH (DIP1)		Jumper		
1 TAMPER (S1)	2 SUPERVISION	JP1 LED	JP2 SENSITIVITY	
ON	TAMPER disabled	Superv. disabled	LED enabled	HIGH
OFF	TAMPER enabled	Superv. enabled	LED off	LOW

POWER 9 V alkaline battery
 ABSORPTION Stand-by < 15µA
 ALARM OUTPUTS 48 bit radio codes: alarm, tamper, supervision
 TAMPER On board
 SIGNALLINGS On board LED for detection alert. Excludable

DUEVI
YOUR SECURITY. OUR TECHNOLOGY
Manual v2.0
This manual can be subject to changes without advice

DIRRPV

Indoor infrared perimeter sensor with curtain effect lens

[SMD] [100]
[48bit] [SPV] [AN]

Indoor infrared perimeter sensor with curtain effect lens. Using this sensor it's possible to obtain a narrow protection bunch for windows and doors, which can be left open.

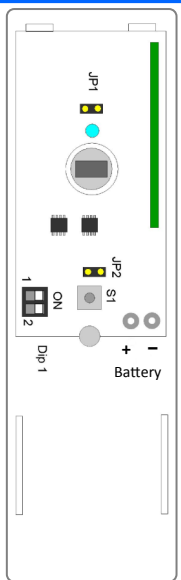
DIRRPV is an indoor infrared sensor, useful where a curtain effect protection is needed (see figures below). The bunch emitted is designed to capture every movement. It's possible to leave windows opened as long as there are no air flows and animals around.

The width of the protection bunch of DIRRPV is about 40 cm, at an height of nearly 2 m. Moreover, it can be set on the wall, in order to obtain a curtain effect protection, with a length of about 6 m (see figure 3).

LEARNING

1. Activate "radio zone learning" on control panel ("learning by tamper")
2. Connect the battery to the sensor and set **DIP1:1** to OFF (tamper enabled)
3. Without detection, press and hold the tamper switch (verify the control panel has stored the radio code)

Note: it is possible to learn the sensor with old "by detection" mode on devices not compatible with "by tamper" mode.



DIP SWITCH (DIP1)		Jumper		
1 TAMPER (S1)	2 SUPERVISION	JP1 LED	JP2 SENSITIVITY	
ON	TAMPER disabled	Superv. disabled	LED enabled	HIGH
OFF	TAMPER enabled	Superv. enabled	LED off	LOW

POWER 9 V alkaline battery
 ABSORPTION Stand-by < 15µA
 ALARM OUTPUTS 48 bit radio codes: alarm, tamper, supervision
 TAMPER On board
 SIGNALLINGS On board LED for detection alert. Excludable

DUEVI
YOUR SECURITY. OUR TECHNOLOGY
Manual v2.0
This manual can be subject to changes without advice

DIRRPV

Indoor infrared perimeter sensor with curtain effect lens

[SMD] [100]
[48bit] [SPV] [AN]

Indoor infrared perimeter sensor with curtain effect lens. Using this sensor it's possible to obtain a narrow protection bunch for windows and doors, which can be left open.

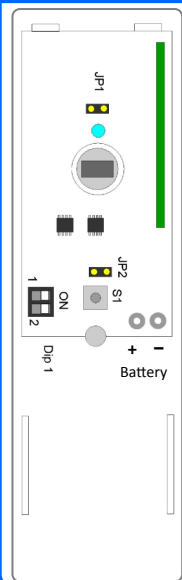
DIRRPV is an indoor infrared sensor, useful where a curtain effect protection is needed (see figures below). The bunch emitted is designed to capture every movement. It's possible to leave windows opened as long as there are no air flows and animals around.

The width of the protection bunch of DIRRPV is about 40 cm, at an height of nearly 2 m. Moreover, it can be set on the wall, in order to obtain a curtain effect protection, with a length of about 6 m (see figure 3).

LEARNING

1. Activate "radio zone learning" on control panel ("learning by tamper")
2. Connect the battery to the sensor and set **DIP1:1** to OFF (tamper enabled)
3. Without detection, press and hold the tamper switch (verify the control panel has stored the radio code)

Note: it is possible to learn the sensor with old "by detection" mode on devices not compatible with "by tamper" mode.



DIP SWITCH (DIP1)		Jumper		
1 TAMPER (S1)	2 SUPERVISION	JP1 LED	JP2 SENSITIVITY	
ON	TAMPER disabled	Superv. disabled	LED enabled	HIGH
OFF	TAMPER enabled	Superv. enabled	LED off	LOW

POWER 9 V alkaline battery
 ABSORPTION Stand-by < 15µA
 ALARM OUTPUTS 48 bit radio codes: alarm, tamper, supervision
 TAMPER On board
 SIGNALLINGS On board LED for detection alert. Excludable

DUEVI
YOUR SECURITY. OUR TECHNOLOGY
Manual v2.0
This manual can be subject to changes without advice